

TECHNICAL INFORMATION

Deck&Teak Refresh






Special cleaner for wooden surfaces in outdoor areas. Refreshes greyed and wheathered wooden decks. Powerful effect yet environmentally friendly. Biodegradable and therefore perfect for outdoor use. The ideal pre-treatment prior to a renewing oil application.

- Restores the natural colour of wood
- Excellent adhesion and non-drip
- Cleaning without sanding
- Removes stubborn dirt

Range of use:

Suitable for wooden decks, patios, garden furniture and other objects made from wood that are used outdoors.

Technical Data

Art.-no. 10051			
	1 l 2,5 l	12 6	480 144
Solids	2.5 ±2%		
pH	2.5		
Contents	< 5% nonionic surfactants, METHYLISOTHIAZOLINONE, BENZISOTHIAZOLINONE		
Storage and transportation	36 months of storage stability. No hazardous material according to ADR. Store and transport between +5 to +25°C. Protect from frost.		
GISCODE	GG10		

Application

- Shake the contents well.
- Observe the general and, if available, the product-specific health and safety instructions. More specific information relating to GISCODE can be found in the usage instructions, which are available at www.wingis-online.de.

Thinner

Water.

Application tool/application rate

Brush or LOBATool oilbrush / approx. 150-200 ml/m² (5-6 m²/l). Determine the exact consumption with a test application.

1/2017



TECHNICAL INFORMATION

Deck&Teak Refresh



Application

Application:

Generously apply Deck&Teak Refresh undiluted with a brush or a LOBATool oilbrush onto the wood to be cleaned. Leave on for around 10 minutes, then process the surface with a scrubber or brush along the grain of the wood. Constantly clean the scrubber or brush with clean water. Then rinse the entire surface with clean water or spray with a garden hose. For very stubborn dirt, repeat the treatment or leave the Deck&Teak Refresh on for longer. After it has dried, re-oil the wood with LOBASOL® Deck&TeakOil or Deck&TeakOil Color.

General guidelines

Drying time: The indicated drying times are valid for +20°C and 55% to 65% relative humidity, and assume careful, draught-free ventilation of the working area. Lower temperatures, higher relative humidity or poorer ventilation lead to longer drying times. Do not apply any protective coverings, wet clean the surface or lay carpet until the coating has achieved its final hardening. Product-specific data can be found in the relevant technical information.

Cleaning of tools: Clean tools and equipment immediately with water.

The information in this document and all other advice and recommendations that we provide to help and assist the applicator are based on previous experience and relate to normal conditions. Because of the wide range of possible uses and conditions of application of our products, we do not relieve users from the need to carry out their own trials or to seek technical advice by speaking to the LOBA application engineering department. Observe the floor covering manufacturer's recommendations and the provisions of the current standards. Our liabilities and responsibilities are exclusively in accordance with our Terms and Conditions and are not extended by this information or by our advice. The publishing of a new technical data sheet automatically invalidates the earlier version.

1/2017

