

TECHNICAL INFORMATION

ProColor DIFFERENT COLOURS



Lap-free colouring

Stain for wooden floor based on solvents. For the professional staining of parquet and hardwood floors. Dries reliably and lap-free regardless of climatic conditions and can be easily varnished over with LOBADUR® waterborne finishes.

- Versatile design options
- Simple and safe application
- All variants can be mixed with each other
- Variety of possible combinations

Range of use:

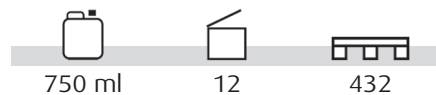
For staining of parquet and hardwood floors.



Technical Data

Art.-no.

11012



All colours are also available in 100 ml sample cans.

Solids	5 ±2%
Storage and transportation	18 months of storage stability. No hazardous material according to ADR. Not sensitive to frost.
GISCODE	G1



TECHNICAL INFORMATION

ProColor DIFFERENT COLOURS



Technical Data




000000
Transparent



800148
Bilinga



800147
Jatoba




800145
Kambala




800172
Mahogany



700331
Papyrus




800132
Smoked oak




900005
Black



800149
Sucupira



900126
White



800150
Wenge

Without colour guarantee



TECHNICAL INFORMATION

ProColor DIFFERENT COLOURS



Application

- The surface must be sanded properly, wood moisture content max. 12%.
- The floor must be dry and free from any old coatings, oil, grease, wax, silicone, sanding dust and other contaminants. Room temperature +15°C to +25°C, relative humidity 40% to 75%, material temperature +18°C to +25°C. Ensure working areas are adequately ventilated.
- Transfer material to a LOBATOOL varnish bucket before applying.
- Shake the contents well.
- The innate colour of the wood used, its structure and its pore properties, as well as the fineness of the sanding pattern, also have a major impact on the colour that can be achieved. We strongly recommend to produce a colour sample on the original wood using site-appropriate sanding techniques to check the result by yourself and if necessary for approval by the project client.
- Note the LOBA "Sanding instructions for colouring parquet flooring".
- Before using the colour variants, we recommend carrying out a test application to assess the colour tone that can be achieved and the overall visual effect. The colours can be mixed with each other. For lightening, or to reduce the coverage, the transparent variant can be added in. For an even colour coverage, pigment saturation is required; dilution should therefore be carried out at most with three parts of transparent and one part colour variant.
- If more than one container is being used for large areas, the total quantity must be mixed before work commences in a large container.
- On flooded surfaces, the deep penetration of the pigments into the wood means that it is not possible to restore the surface to its original condition.
- Observe the general and, if available, the product-specific health and safety instructions. More specific information relating to GISCODE can be found in the usage instructions, which are available at www.wingis-online.de.

Thinner

To lighten the shade or to reduce the coverage, mix with the transparent variant. Max. 3 parts transparent to one part colour.

Application tool/application rate

LOBATOOL trowel / approx. 30-50ml/m² (20-33m²/l or 15-20m²/container) or
LOBATOOL oil roller Microfaser 60-80 as a wiper (do not roller) / approx. 30-50ml/m² (20-33m²/l or 15-20m²/container)
depending on the absorbency of the substrate. Water-popping prior to the application, increases the total material consumption up to double the quantity.

Equalise with LOBATOOL normal pad beige.

To intensify the colour, water-popping in advance is possible. Regard our technical tips when doing so: see "Water-popping of wooden floors and colouring with ProColor".

Drying time

- Earliest possible overcoating after 12 hours.

1/2017



TECHNICAL INFORMATION

ProColor DIFFERENT COLOURS



Application

For varnishing over suitable finishes:

Up to heavy traffic:

- WS EasyFinish.
- WS Viva.

Up to very heavy traffic:

- 2K Supra A.T..
- WS 2K Duo.

Apply putty to the joints:

CAUTION! Not all joint putties are suitable. To avoid problems, we recommend using LOBADUR® WS EasyFill Plus, WS OptiFill or alternatively LOBADUR® Fugenkittlösung.

Application for parquet and wooden flooring:

(all colours except white on oak and other tannin-containing timbers):

- Carefully sand the substrate, (see the LOBA sheet "Sanding instructions: colouring parquet flooring").
- Apply ProColor in sections.
- Sponge off the excess with a pad (LOBATOOL normal pad beige) until an even surface results. (Use one pad disc for every 10 m²).
- Dry for 12 hours.
- Roll on LOBADUR® waterborne finish in three coats.

ProColor white on oak and other tannin-containing timbers:

- Carefully sand the substrate,(see the LOBA sheet "Sanding instructions: colouring parquet flooring").
- Apply ProColor in sections.
- Sponge off the excess with a pad (LOBATOOL normal pad beige) until an even surface results. (Provide one pad disc for every 10 m²).
- Dry for 12 hours.
- Roll on LOBADUR® PrimaSealPlus.
- Dry for approx. 2 hours.
- Roll on LOBADUR® waterborne finish in two coats.

Important information

On old floors with joints, as an alternative to the trowel, use the LOBATool oil roller Microfaser 60-80 as a wiper (do not roller).

1/2017



TECHNICAL INFORMATION

ProColor DIFFERENT COLOURS



General guidelines

Cleaning of tools: Clean tools with solvents such as brush cleaner.

Drying time: The indicated drying times are valid for +20°C and 55% to 65% relative humidity, and assume careful, draught-free ventilation of the working area. Lower temperatures, higher relative humidity or poorer ventilation lead to longer drying times. Do not apply any protective coverings, wet clean the surface or lay carpet until the coating has achieved its final hardening. Product-specific data can be found in the relevant technical information.

Safety notes: Flammable solvent vapours emerge during the drying process when working with products containing high quantities of solvents. As a result, fire, naked light, welding, smoking and so on are prohibited in the immediate vicinity of such products. Ventilate working areas and storage rooms well. Electrical equipment in workrooms and ancillary rooms must be switched off in sufficient time to ensure that they are cold when work begins. Any spark generation, including on electrical equipment, must be avoided. Keep material containers tightly closed. Solvent sensitive components, plants or animals (fish tanks) must be removed from areas at risk of exposure to solvent vapours.

The information in this document and all other advice and recommendations that we provide to help and assist the applicator are based on previous experience and relate to normal conditions. Because of the wide range of possible uses and conditions of application of our products, we do not relieve users from the need to carry out their own trials or to seek technical advice by speaking to the LOBA application engineering department. Observe the floor covering manufacturer's recommendations and the provisions of the current standards. Our liabilities and responsibilities are exclusively in accordance with our Terms and Conditions and are not extended by this information or by our advice. The publishing of a new technical data sheet automatically invalidates the earlier version.

1/2017

