

TECHNICAL INFORMATION

MarkantColor DIFFERENT COLOURS



Even degree of gloss and full appearance

Coloured natural hardwaxoil. High-quality, layer-building oils accentuate the natural look of the wood and at the same time achieve excellent resistance to dirt and water.

- Film-forming, wear-resistant
- Even, rich surface appearance
- Water and dirt-repellent
- Simple and safe application
- Accentuates the natural beauty of the wood
- All variants can be mixed with each other

Range of use:

For staining of parquet and hardwood floors.



Loba GmbH & Co. KG
Emissionsgeprüftes Bauprodukt
nach DIN-Grundsätzen
Z-157.10-193



Technical Data

Art.-no.

10508



750 ml



6



432

All colours are also available in 100 ml sample cans.

Contents

modified vegetable oils, aliphatic hydrocarbons, pigments, vegetable waxes, siccatives

Storage and transportation

36 months of storage stability. No hazardous material according to ADR. Not sensitive to frost.

GISCODE

Ö60

2004/42/CE

EU limit value for this product (cat. A/i): 500 g/l (2010).
This product contains max. 461 g/l VOC.



TECHNICAL INFORMATION

MarkantColor DIFFERENT COLOURS



Technical Data



800148
Bilinga



800147
Jatoba




800145
Kambala




800099
Mahogany



700133
Papyrus




800132
Smoked oak




900005
Black



800149
Sucupira



900126
White



800150
Wenge

Without colour guarantee



TECHNICAL INFORMATION

MarkantColor

DIFFERENT COLOURS



Application

- The surface must be sanded properly, wood moisture content max. 12%.
- The floor must be dry and free from any old coatings, oil, grease, wax, silicone, sanding dust and other contaminants. Room temperature +15°C to +25°C, relative humidity 40% to 65%, material temperature +18°C to +25°C. Ensure working areas are adequately ventilated.
- Transfer material to a LOBATOOL varnish bucket before applying.
- Shake the contents well.
- The innate colour of the wood used, its structure and its pore properties, as well as the fineness of the sanding pattern, also have a major impact on the colour that can be achieved. We strongly recommend to produce a colour sample on the original wood using site-appropriate sanding techniques to check the result by yourself and if necessary for approval by the project client.
- Note the LOBA "Sanding instructions for colouring parquet flooring".
- Before using the colour variants, we recommend carrying out a test application to assess the colour tone that can be achieved and the overall visual effect. The colours can be mixed with each other. For lightening, or to reduce the coverage, the transparent variant can be added in. For an even colour coverage, pigment saturation is required; dilution should therefore be carried out at most with three parts of transparent and one part colour variant.
- If more than one container is being used for large areas, the total quantity must be mixed before work commences in a large container.
- On flooded surfaces, the deep penetration of the pigments into the wood means that it is not possible to restore the surface to its original condition.
- Observe the general and, if available, the product-specific health and safety instructions. More specific information relating to GISCODE can be found in the usage instructions, which are available at www.wingis-online.de.

Thinner

To lighten the shade or to reduce the coverage, mix with Markant semigloss. Max. 3 parts transparent to one part colour.

Application tool/application rate

Trowel application: LOBATOOL trowel / approx. 20 ml/m² (50m²/l)

roller and brush application: LOBATOOL oil roller Microfaser 60-80 or LOBATOOL oilbrush / approx. 60-100ml/m² (12m²/l)

Drying time

- Earliest possible overcoating after 12 hours.
- However within 24 hours.
- Can be walked on after 12 hours.
- Usable after 24 hours.
- Coverage after 10 days.
- The floor can be covered earlier by using LOBATOOL Cover 400, for details see the TI for the product.



TECHNICAL INFORMATION

MarkantColor

DIFFERENT COLOURS



Application

Applying MarkantColor:

For colouring especially, we recommend following our sanding recommendations "Sanding instructions: colouring parquet flooring"

- Carefully apply MarkantColor in sections using a LOBATOOL trowel. On old floors with joints or bevelled wood planks, use the LOBATOOL oil roller Microfaser 60-80 as the wiper (do not roll).
- Immediately equalise with a single-disc machine and the LOBATOOL normal pad beige underneath.
- Dry overnight, maximum 24 hours.
- Roll on a thin and even layer of Markant using the LOBATOOL oil roller Microfaser 60-80.

Important information

In the case of interim drying periods of more than 24 hours, an interim sanding must be carried out before the application of a second layer. This is not possible with MarkantColor, hence the maximum interim drying periods must be unfailingly complied with. Otherwise adhesion problems will occur.

Keep soaked cloths, pads and other tools in closed containers. Moisten oil in combination with sanding dust, fabric cloths and so on with water or store in a sealable bucket and dispose of in a fire-safe manner, since otherwise there is a risk of self-ignition.

Trowel applications are only possible with joint-sealed wooden flooring. Oil that penetrates joints will not dry completely over a long period.



TECHNICAL INFORMATION

MarkantColor DIFFERENT COLOURS



General guidelines

Cleaning of tools: Clean tools with solvents such as brush cleaner.

Drying time: The indicated drying times are valid for +20°C and 55% to 65% relative humidity, and assume careful, draught-free ventilation of the working area. Lower temperatures, higher relative humidity or poorer ventilation lead to longer drying times. Do not apply any protective coverings, wet clean the surface or lay carpet until the coating has achieved its final hardening. Product-specific data can be found in the relevant technical information.

Side bonding: Parquet that has not been shear-resistantly bonded in place, wood planks, wooden pavings, industrial parquet and parquet on underfloor heating as well as types of wood with a short moisture changing times (e.g. beech) show dimensional changes caused by quickly varying climate (rel. air humidity, temperature). When applying oil side bonding and thus unregular cracks in joints can not appear.

Interactions: Materials such as carpet underlays, furniture legs, castors, flexible adhesives used for parquet or for fixing can lead to softening and discolouration. Material building up in the joints can adversely affect touch and appearance. Exposure to hair dyes or rubber tyres on cars, motorcycles and cycles can lead to permanent, irreversible discolouration of the surface.

Safety notes: Flammable solvent vapours emerge during the drying process when working with products containing high quantities of solvents. As a result, fire, naked light, welding, smoking and so on are prohibited in the immediate vicinity of such products. Ventilate working areas and storage rooms well. Electrical equipment in workrooms and ancillary rooms must be switched off in sufficient time to ensure that they are cold when work begins. Any spark generation, including on electrical equipment, must be avoided. Keep material containers tightly closed. Solvent sensitive components, plants or animals (fish tanks) must be removed from areas at risk of exposure to solvent vapours.

The information in this document and all other advice and recommendations that we provide to help and assist the applicator are based on previous experience and relate to normal conditions. Because of the wide range of possible uses and conditions of application of our products, we do not relieve users from the need to carry out their own trials or to seek technical advice by speaking to the LOBA application engineering department. Observe the floor covering manufacturer's recommendations and the provisions of the current standards. Our liabilities and responsibilities are exclusively in accordance with our Terms and Conditions and are not extended by this information or by our advice. The publishing of a new technical data sheet automatically invalidates the earlier version.

1/2017

